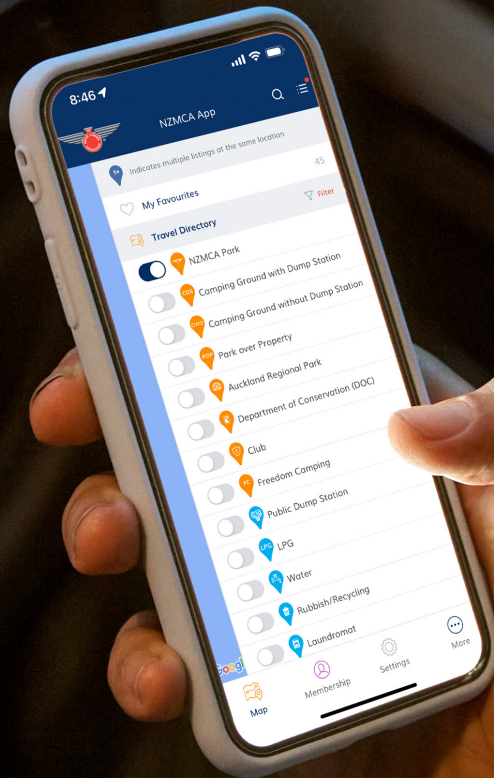




NEW ZEALAND MOTOR CARAVAN ASSOCIATION INC.

An NZMCA App & Website Primer





An NZMCA App
& Website Primer

What's in this PRIMER

Getting Started: Download
and Logging In

Getting To Know Your
App Sections

Park Capacity Indicator

Members Portal

Paying Your Park Fees

Paying for another member

Paying Park Fees via the
website

Push Notification

GPS Navigation Using the App

A Few Other Things

Navigating the online Travel
Directory (TD)

The Family Fee Discount

The NZMCA Volunteer Program

**Your Journey
Starts With Us**

GET IN TOUCH WITH US

Ryan Amor, ryan@nzmca.org.nz
Creative & Channel Manager (Web & App)

For anything membership related,
email members@nzmca.org.nz

Some **FACTS**
about your
EMAIL



And how it's used in your membership

1. The login and password you've created accesses both the website and the app.
2. If you and your partner have your own email address, you can create individual logins to the website and the app.
3. However, there is still just one Primary Email Address; you need to designate one of your email addresses as the Primary. The Primary Email Address receives email communications from National Office, your NZMCA Area or Special Interest Groups.
4. When you leave a comment or submit a photo on a Travel Directory listing, it is attributed to (the first name) your login. So if you want comments and photos attributed to you, use your own login.

Getting *started*

Two things: **DOWNLOAD** & **LOGGING IN**

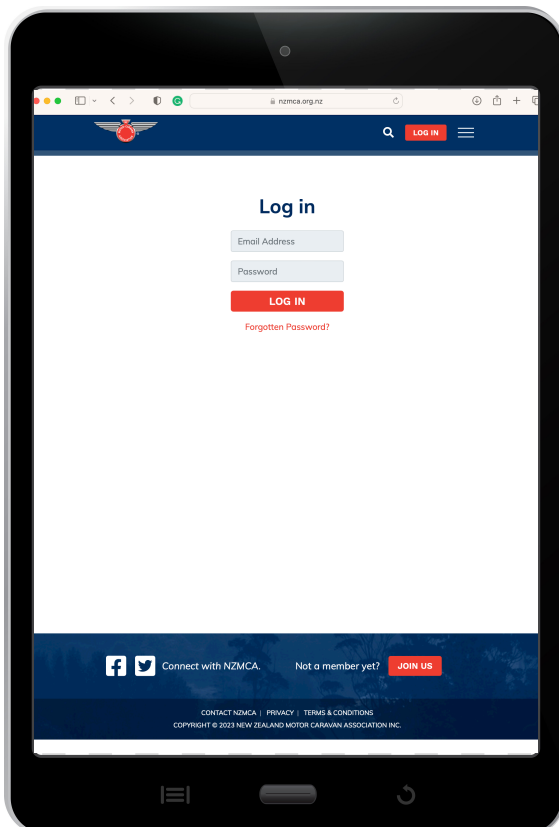
Download it

If you have an Android device, download it from the Google Play Store. If you have an iPhone or an iPad, download it from the App Store. You cannot download the app anywhere else except from these official stores.

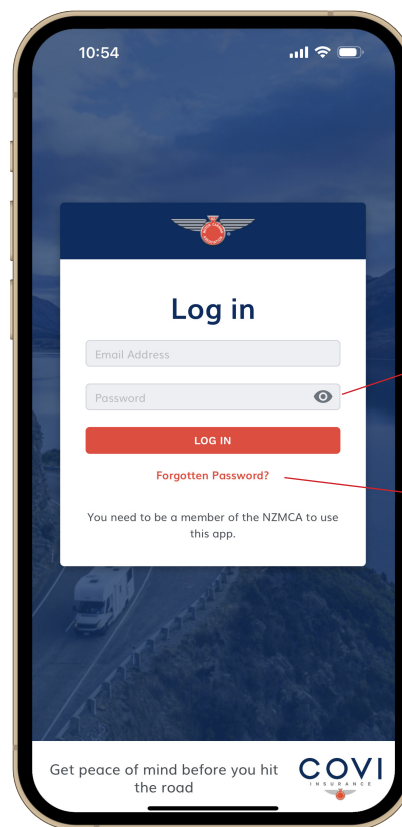
Simply type in 'NZMCA App' in the search field. You can download and install it on multiple mobile devices (FYI: you can't download it onto a laptop, PC or iMac. There is no version for Windows phones).

Log in

You log in with the same login you have for the website: login is a current email address recorded in your membership and the password you made for it. If you don't know your password, there's a reset link on the app itself. *If you and your partner have your own email addresses, you can create your own login using your own email.*



This is the login page
on the NZMCA website

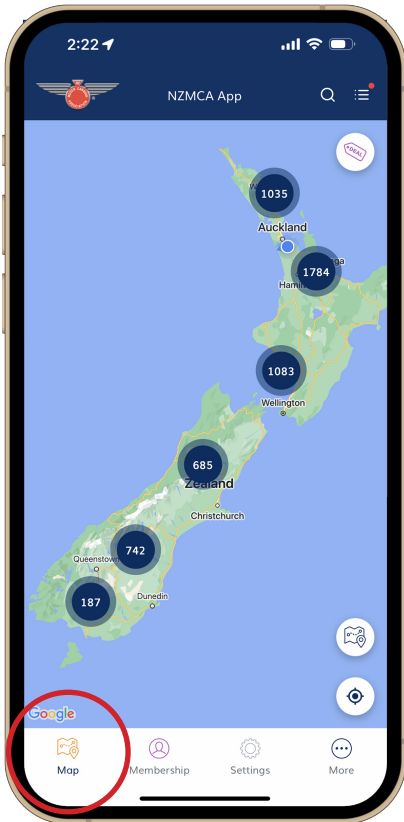


What the app looks
like when you're not
logged in



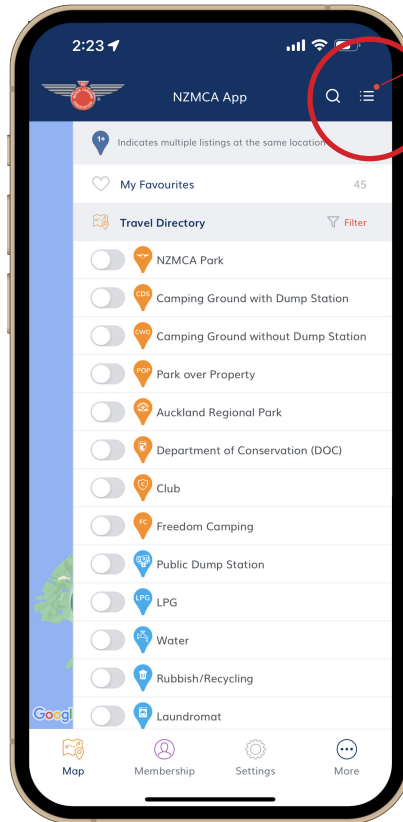
Getting to know your App Sections

One thing: It's all about **FILTERS**



MAP

When you first open the app, it shows the map with all active Points of Interests displayed. The blue circle with the number on it indicates the number of Points of Interest in that area. *Place two fingers on the screen near each other. Spread them apart to zoom in, or move them toward each other to zoom out.*



MENU

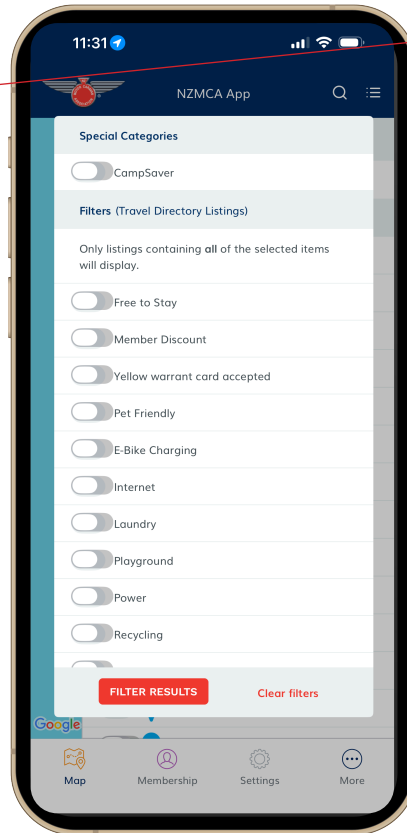
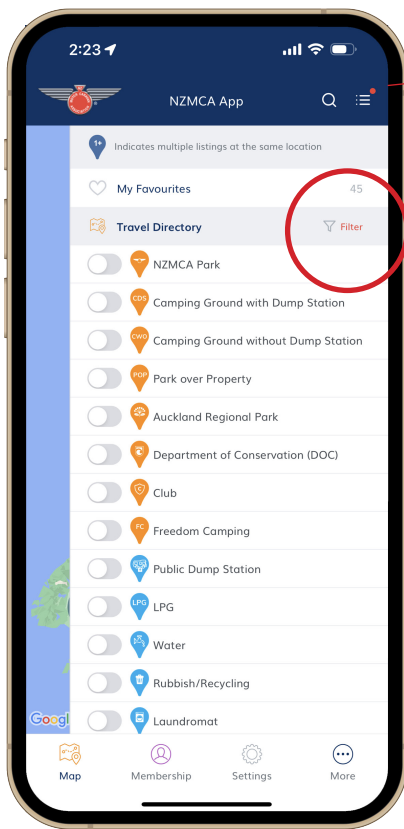
Tap on the three horizontal lines on the upper right-hand side to open the menu.

See the red dot? This means you have filters on (they will always be selected until you unselect them) & could prevent you from loading other search results.

Main Filters

- NZMCA Park
- Camping Ground with Dump Station
- Camping Ground without Dump Station
- Park over Property
- Auckland Regional Park
- Department of Conservation Club
- Freedom Camping
- Public Dump Station
- LPG
- Water
- Rubbish/Recycling
- Laundromat
- MHF Towns
- MHF Events
- Walking & Cycling Trails
- NZMCA Rallies
- Local Deals

We have our own colour-coding; **orange** for Travel Directory listings where you can stay overnight; **blue** for facilities/amenities; **green** for Motorhome Friendly, walking & cycling trails and rallies; and **purple** for Local Deals. A relevant icon (eg. *Wings* for NZMCA Parks) or acronym (eg. *POP* for Park Over Property) identifies them as well.

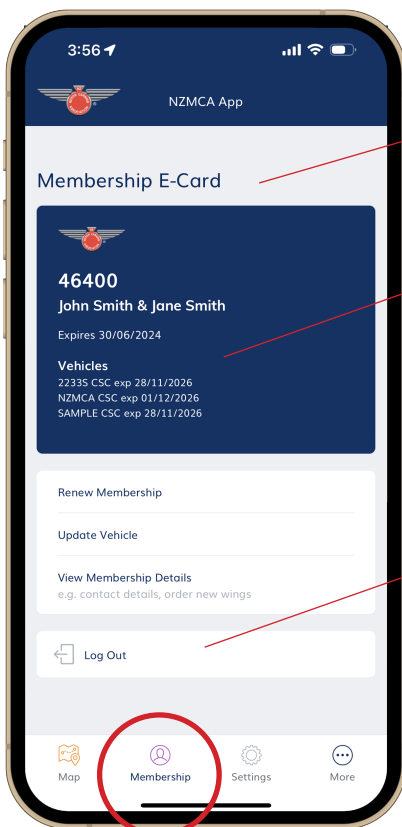


The red dot also appears if you have secondary filters selected which affects other search results

- Campsaver
- Free to Stay
- Member Discount
- Yellow warrant card accepted
- Pet Friendly
- E-Bike Charging
- Internet
- Laundry
- Playground
- Power
- Recycling
- Rubbish
- Showers
- Toilets
- Water
- Meals
- Bar
- Dump Station
- LPG fill
- LPG Swap
- Large Vehicle Access
- Wheel Chair Access
- Site Owned/Operated by NZMCA members

(the full list of secondary filters)

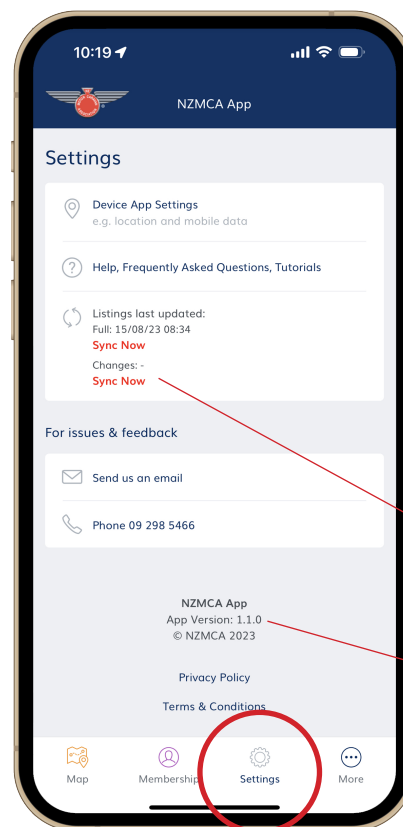
Secondary Filters



Don't worry about your physical card- you can use this digital one instead

Vehicle details not up-to-date? Update them by tapping on the Update Vehicle link below

Quick fix if for some reason, you are having issues with the app - just log out and log in back again



The app syncs with the website once a day and this is an updates- only sync, not a full one. This means that for example, a phone number was added and a site was added in the last 24 hours, then these are the only updates that appear on the app after the daily sync.

If for some reason the app fails to automatically sync at all, you can tap on the sync now button to sync it.

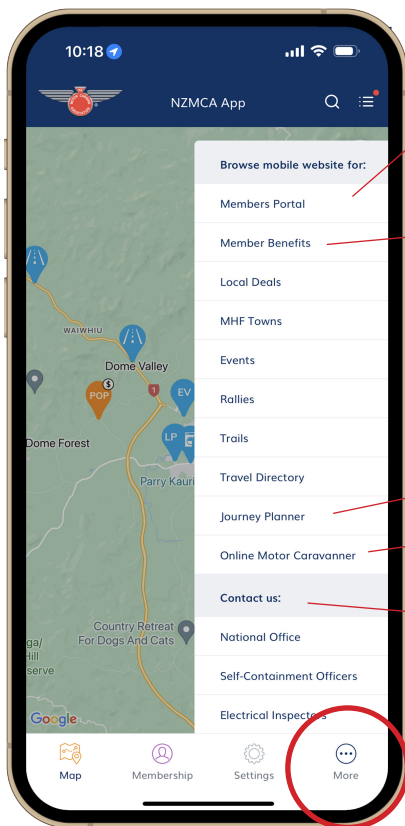
Current version of the app

MEMBERSHIP

SETTINGS



Getting to know your App Sections



MEMBERS PORTAL
Go to the next page for a closer look at the Members Portal

MEMBER BENEFITS
Access partner deals & offerings such as the discount codes and booking links to the ferries and trains; weekly petrol prices from McKeown

JOURNEY PLANNER
Try out a new and improved version of the Journey Planner; create single destinations or create longer journeys

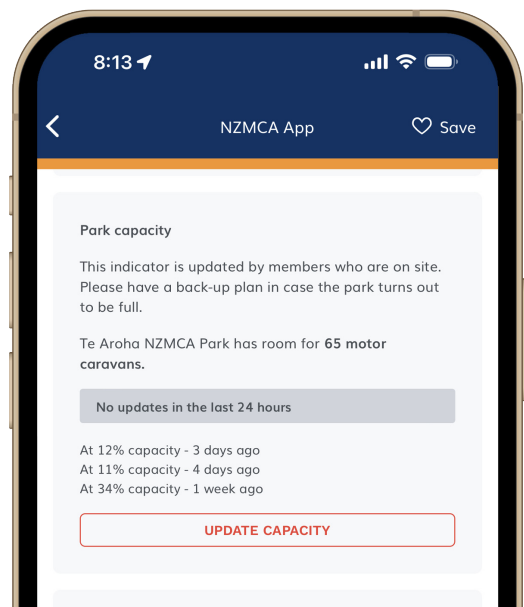
ONLINE MOTOR CARAVANNER
View current articles and announcements

CONTACT US
Need to do your self-containment renewal or your electricals? Tap on these links to get a list of officers and inspectors in your area

MORE

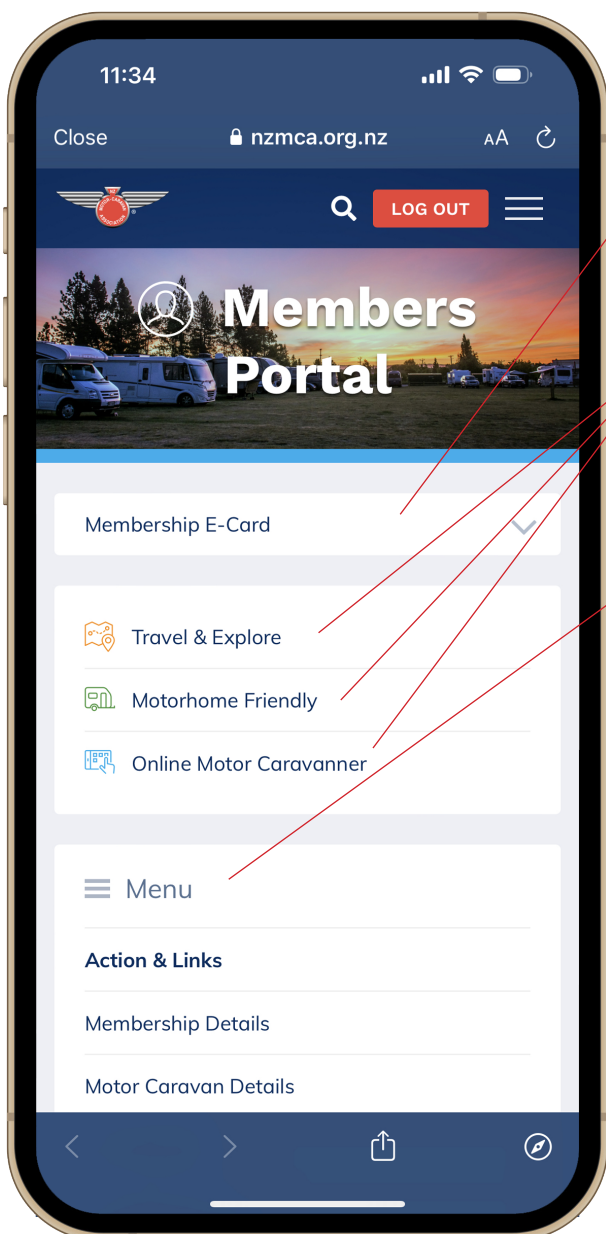
PARK CAPACITY INDICATOR

Whether you're accessing the website or the app, you'll find this on every NZMCA Park listing. Just scroll down to find it.



Members Portal

Access it through the website or the app



Don't worry about your physical card- you can use this digital one instead

QUICK LINKS

Menu items full list

Membership Details

Motor Caravan Details

Shop

My Favourites

Volunteering

Park Custodian Portal*

Committee Access*

Manage My Listings*

App Push Notifications

Log Out

THINGS YOU CAN DO HERE

Update of details/login
Renew Membership
Orde Wings
Buy 90km stickers
Publications & Preferences
Info on Badges
Family Fee Discount code

THINGS YOU CAN DO HERE

Update your vehicle details
Uploading Self Containment Certificate or checksheet
Viewing Self Containment Certificates
Request exemption

THINGS YOU CAN DO HERE

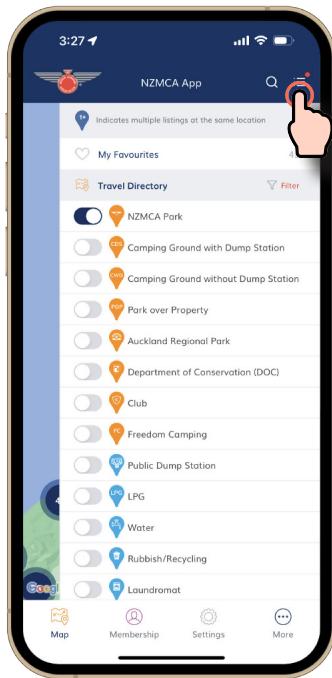
View all your favoured and saved items

**These menu items only appear if you currently occupy these roles; an elected member of an Area committee, a Park Custodian and the owner/contact of a Park Over Property.*

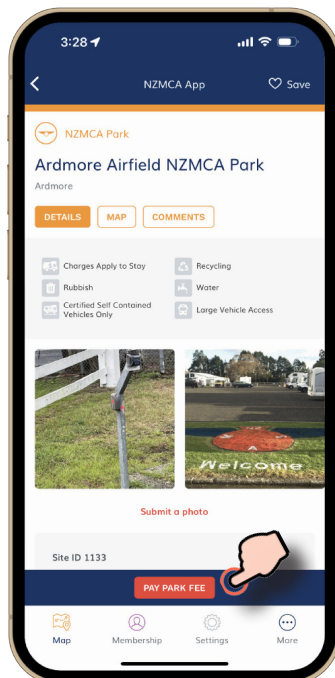


Paying Your Park Fees

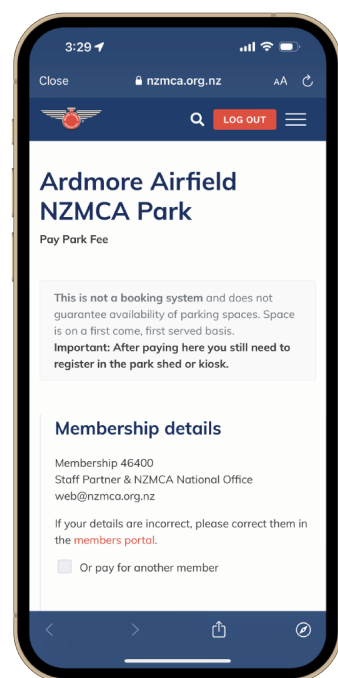
Park fee payment is now online only



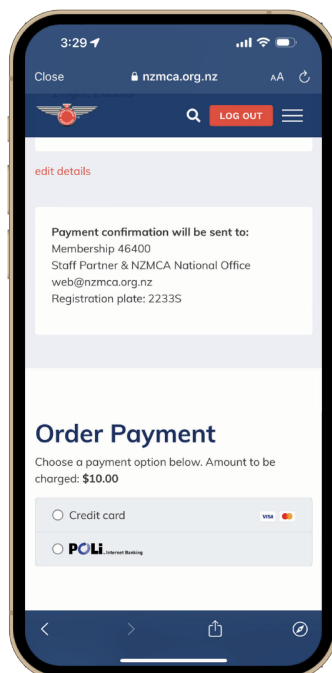
1) Find the NZMCA Park you're currently staying at by tapping on the menu/ tap to select NZMCA Parks. This just displays the parks which makes it easier to find.



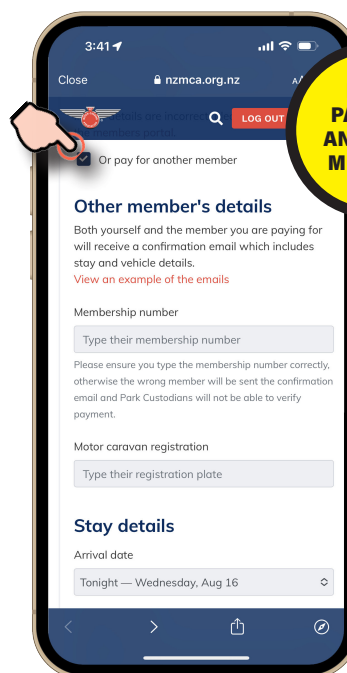
2) Tap on the park marker, then the image to open the park profile page. Tap on the Pay Park Fee button.



3) Fill in the required information-registration, arrival date, number of adults & children. You will be given an opportunity to check (and edit) your details before payment.



4) Pay using your saved credit/debit card details (or you can put the payment details in manually), or POLi.

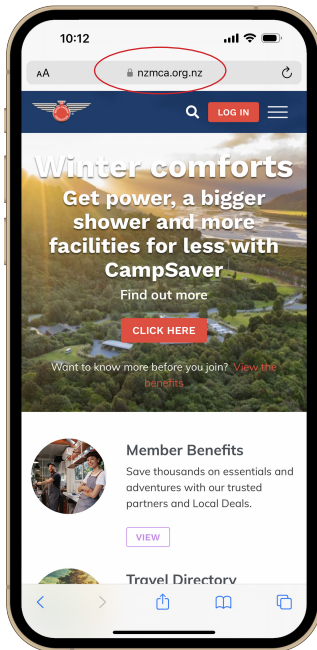


HELP PAY FOR ANOTHER MEMBER

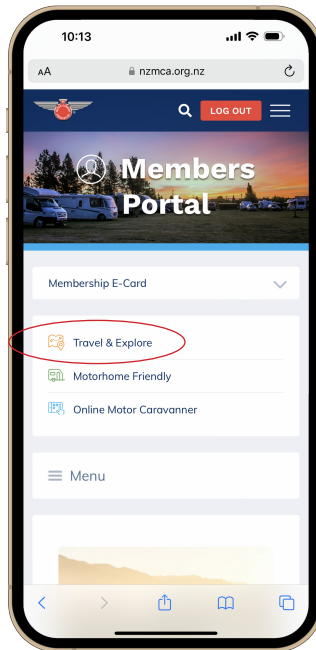
Help a member struggling to pay or has been having issues with their device! On the same payment page, simply tick the 'Or pay for another member' box and follow the prompts.

Paying via the website

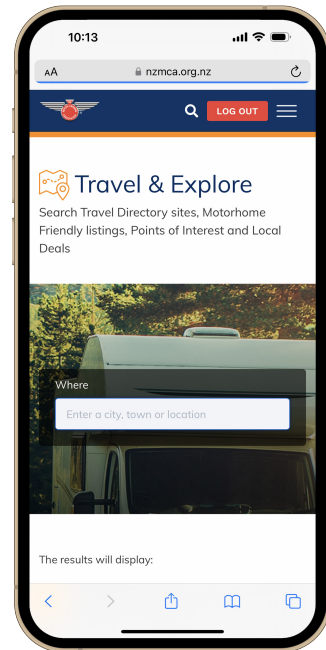
‘Sorry, but I don’t have the app’



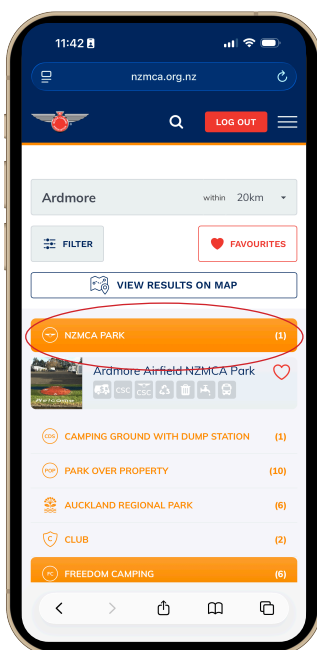
Go to the NZMCA website and log in



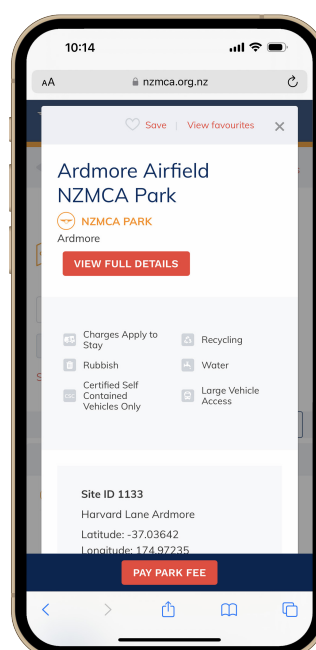
On the Members Portal, click on Travel & Explore



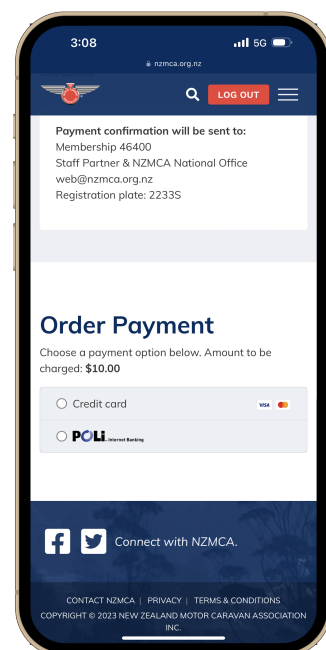
Type in the Park name (or area) where you’re staying at (eg. Ardmore). Make sure to select Google Map’s suggestion



In the results, NZMCA Parks are usually 1st on the list; click to open



Click on the Pay Park Fee button; follow the prompts & put in the required information



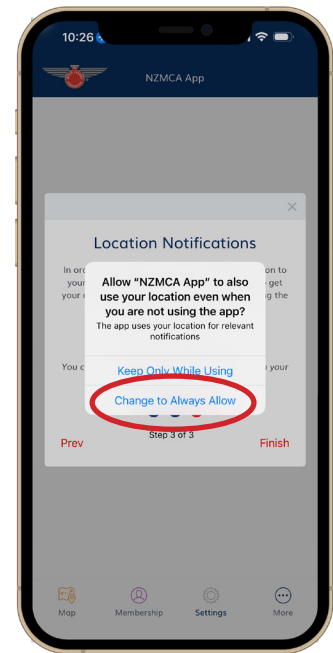
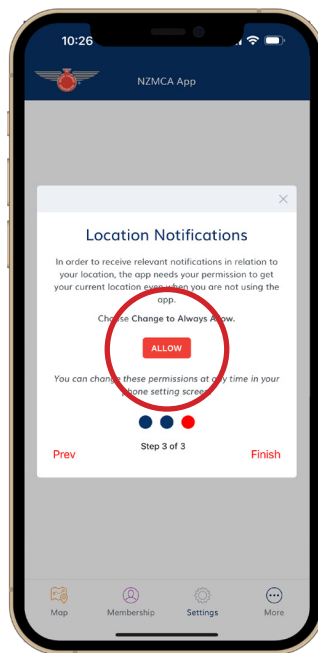
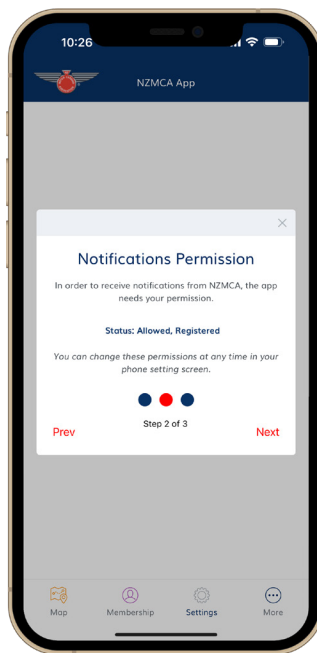
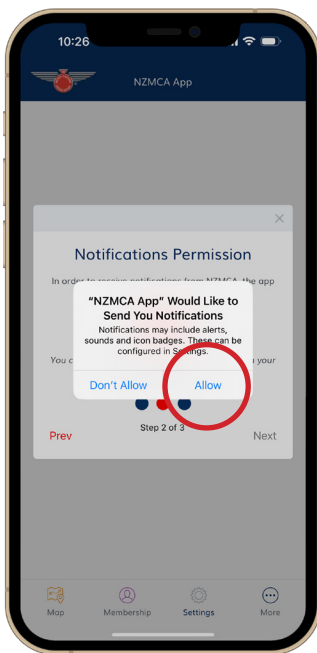
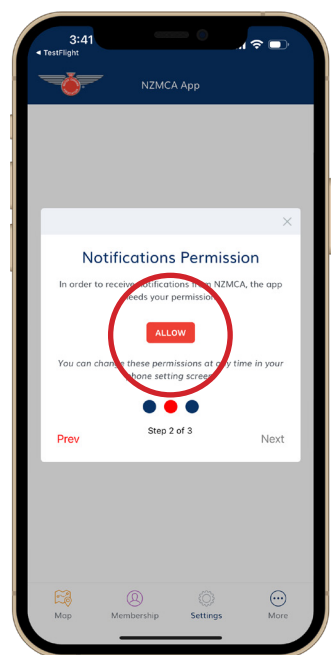
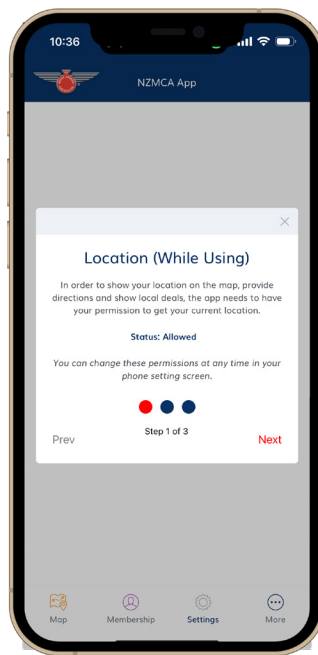
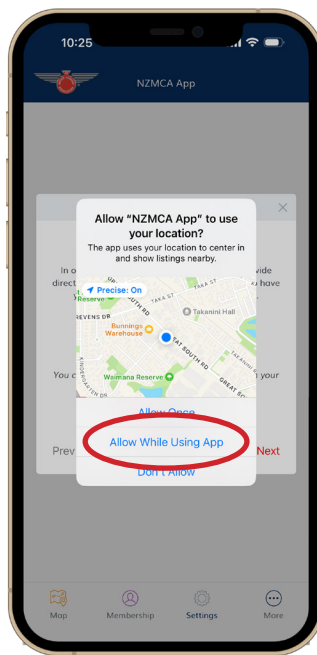
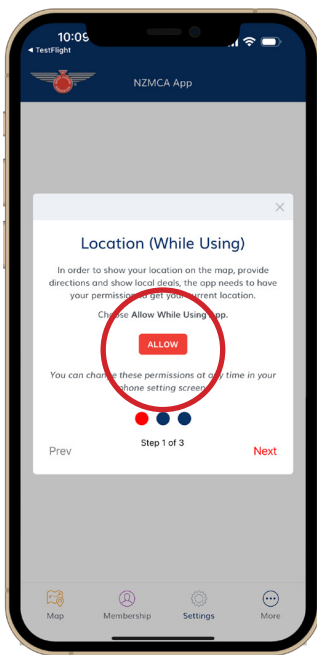
Pay options are credit card or PoLi



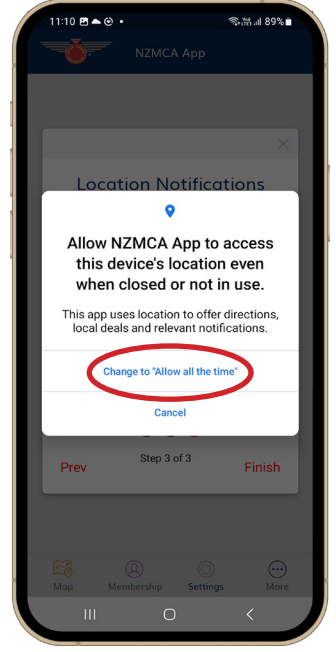
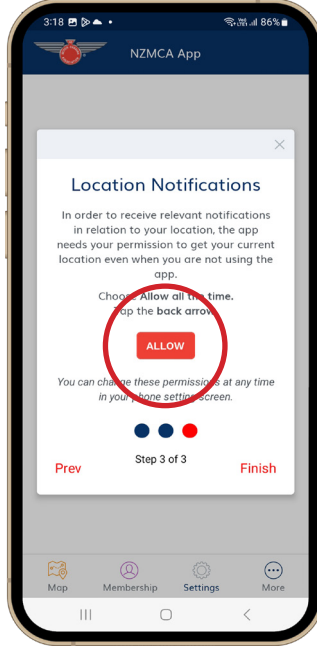
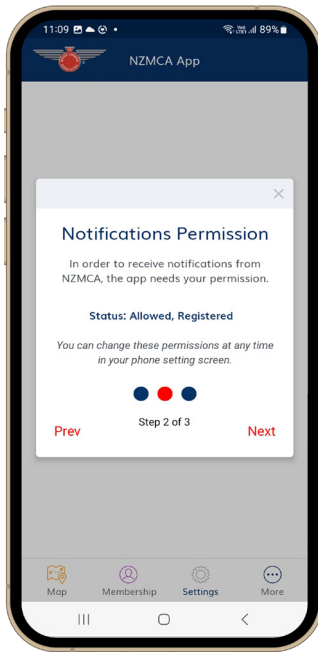
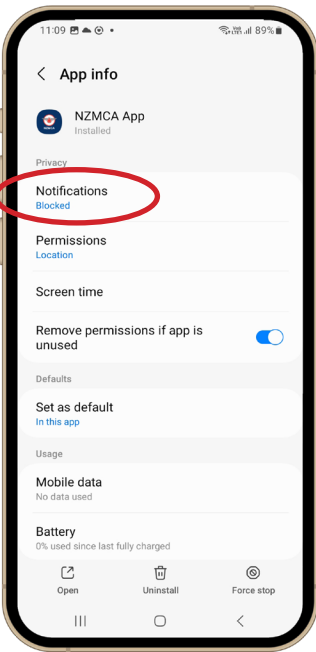
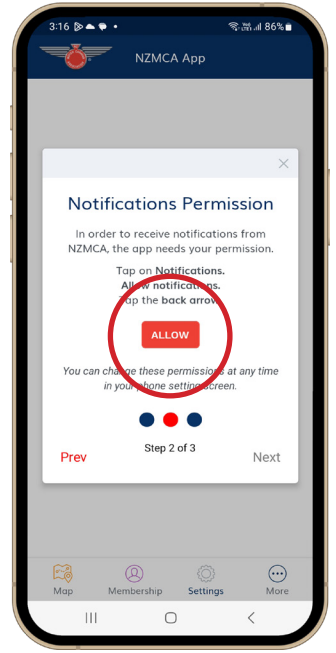
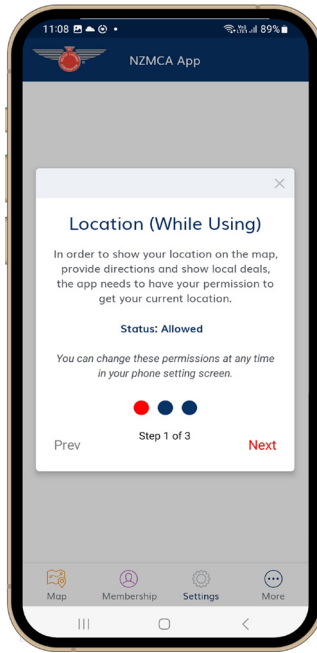
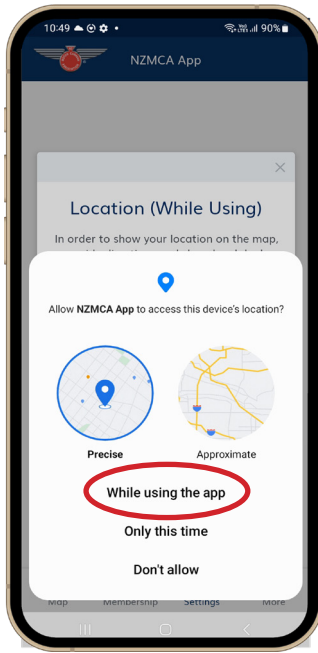
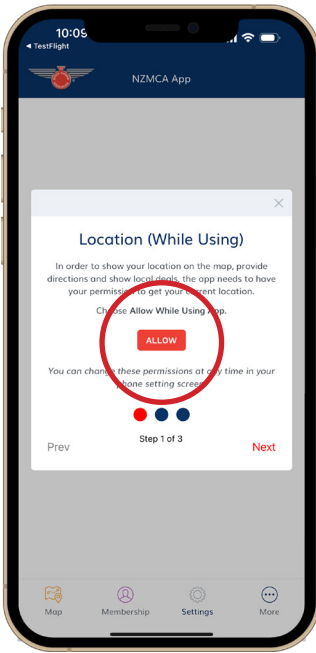
Enabling How it appears on iOS (iPhones and iPads)

Push Notifications

Receiving messages & reminders that matter

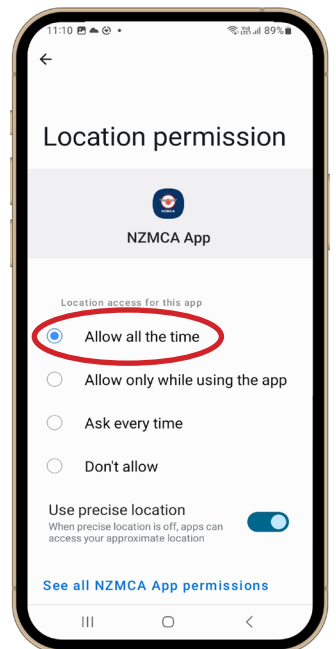


How it appears on ANDROID



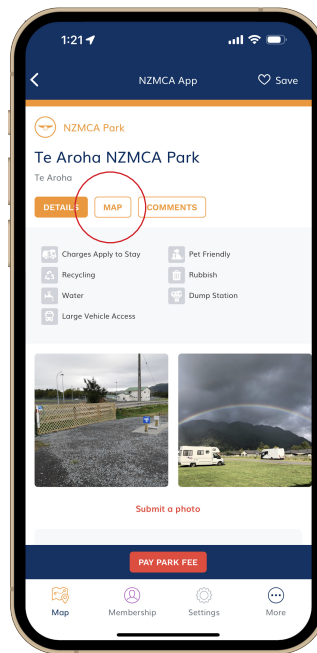
This is the (NZMCA) App info page on your Android device; tap to change the Notifications setting from **Blocked to Allowed**

This is the (NZMCA) App Location permission settings on your Android device (you can find this on App info) tap to select **Allow all the time**

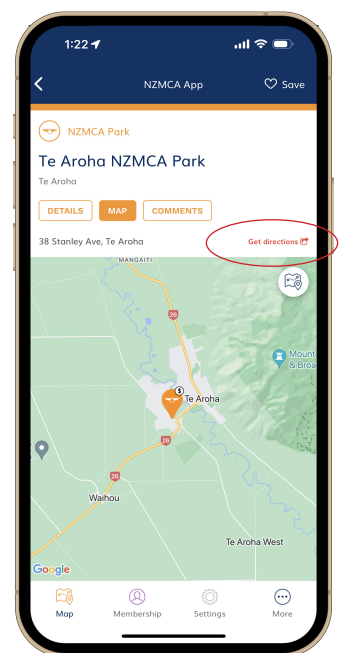




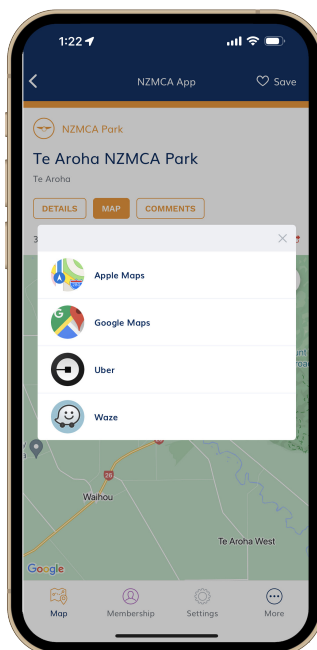
GPS Navigation *using the app*



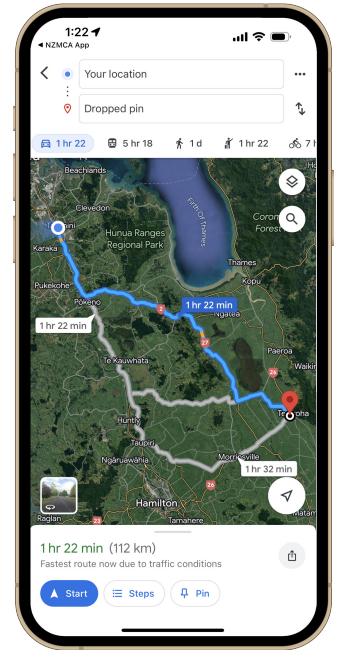
Tap on Map




Tap Get Directions



Select the mapping app you'd like to use



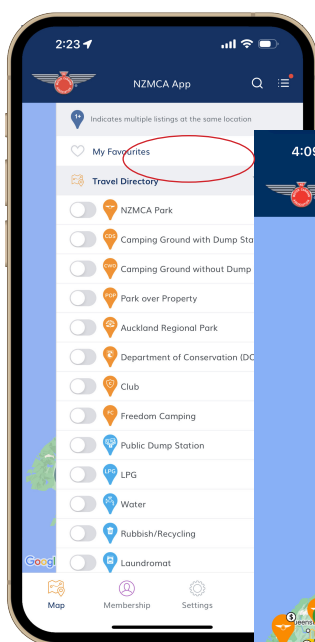
Opens that map's navigational window; tap to start



Download PDF showing how you can use offline Google Maps on the app



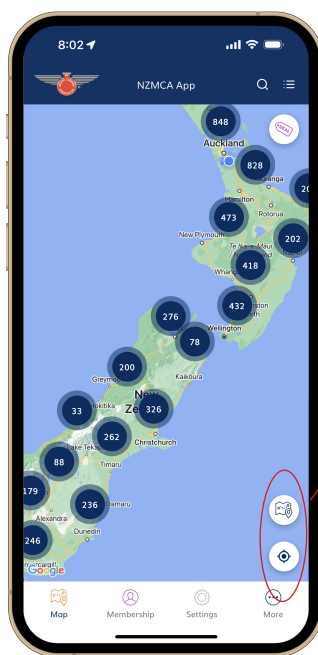
A few other things



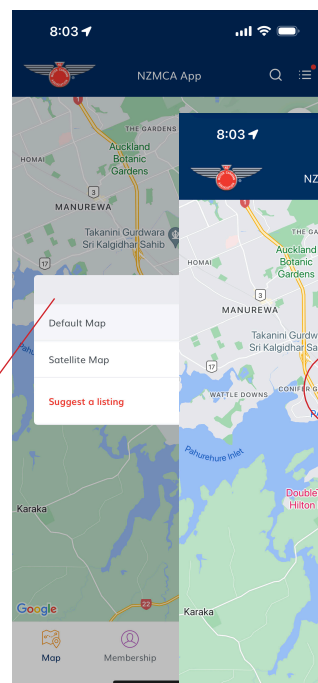
MY FAVOURITES



Displays all your favoured items on the map except for routes or journeys saved on The Journey Planner



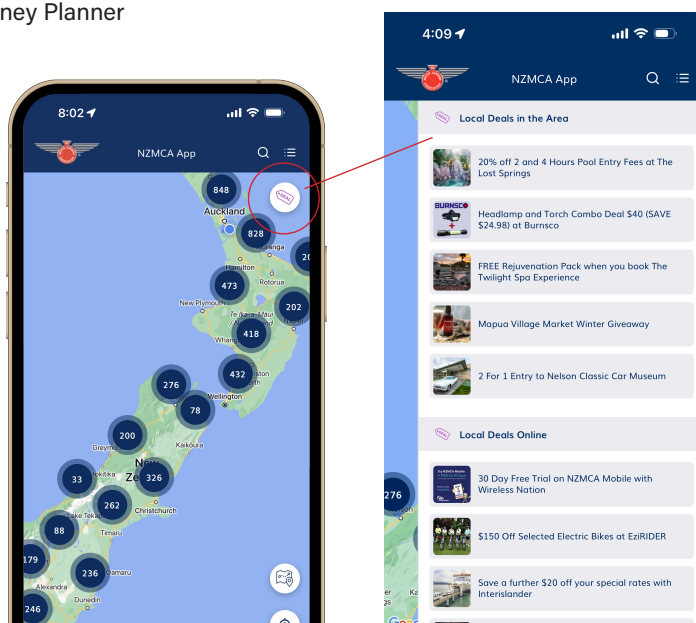
MAP TYPE VIEW & LOCATION POINT



Displays your location on the map which makes for a good reference point when you're looking for what's nearby

LOCAL DEALS WINDOW

Shows you in list form, Local Deals available in an area as well as those that are available only online





WHERE

Where do you want to go? What place do you want to know more about in terms of where to stay, what to see?

Navigating the Online TD



BENEFITS

TRAVEL & EXPLORE

MOTORHOME FRIENDLY

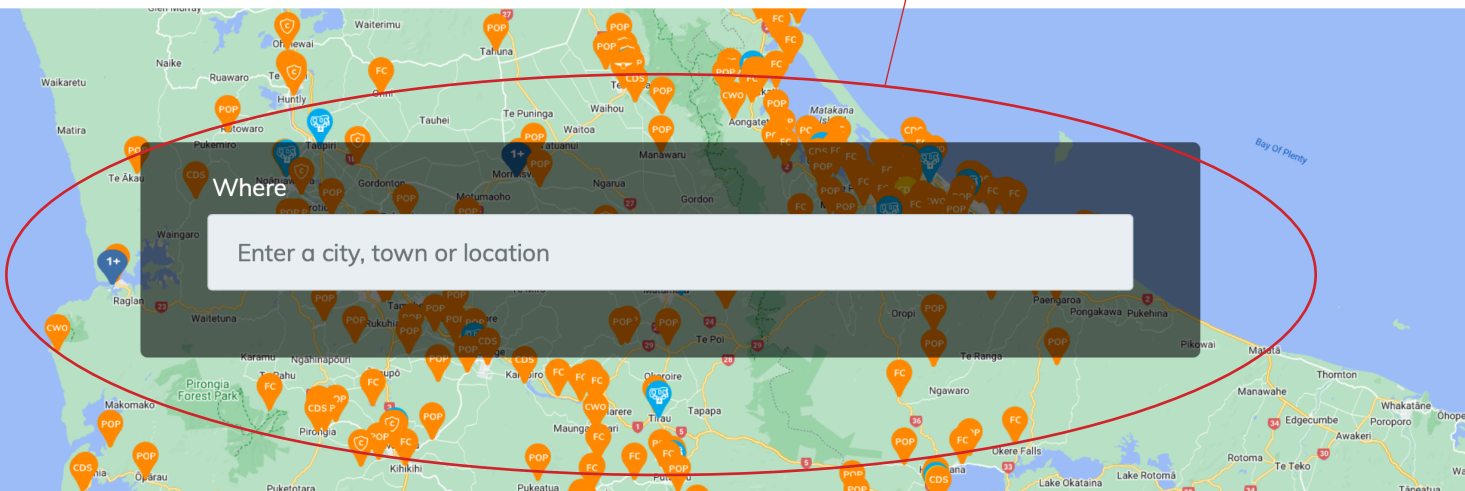
MEMBERS PORTAL

GENERAL INFO



Travel & Explore

Search Travel Directory sites, Motorhome Friendly listings, Points of Interest and Local Deals



The results will display: (Please log in to view listings such as Travel Directory sites and NZMCA Rallies)



Travel Directory listings such as NZMCA Parks, Camping Grounds and Park over Properties...



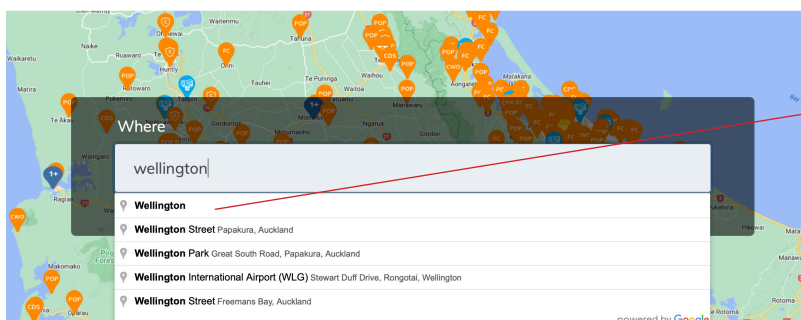
Motorhome Friendly listings such as MHF Towns, Events, Walking & Cycling Trails and NZMCA Rallies.



Points of Interest (POI) such as Public Dump Stations, LPG, Water and Day Parking...



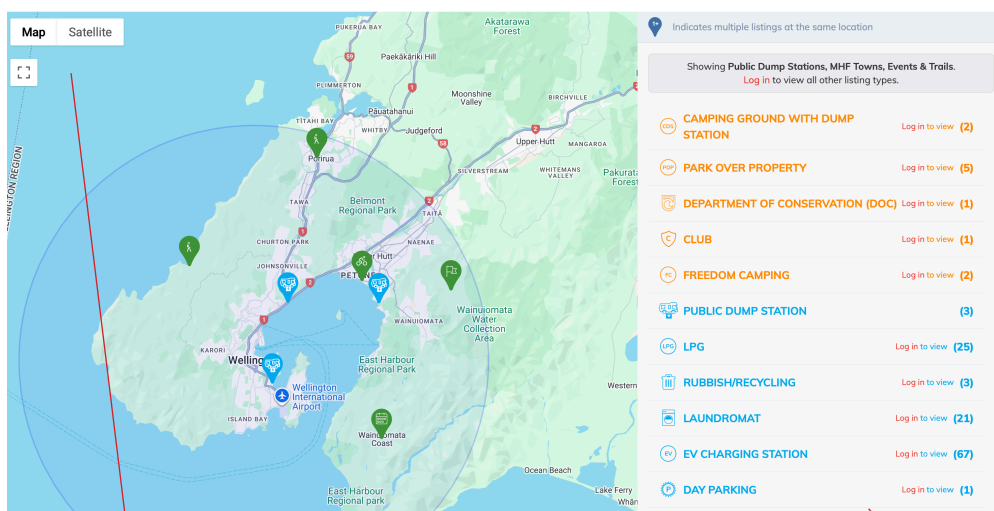
Local Deals Find discounts, bonuses or experiences that money can't buy.



When you type in that place or destination, make sure that it matches Google Map's suggestion; if you don't, it will not work



Widen your search field from 20, 60 to 100km.

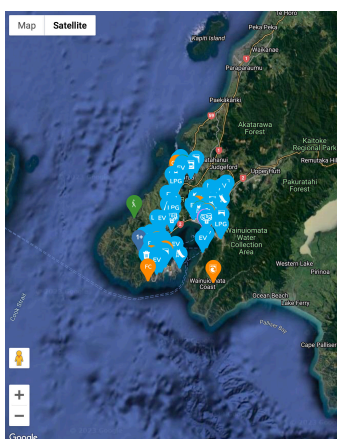


- NZMCA Park
- Camping Ground with Dump Station
- Camping Ground without Dump Station
- Park Over Property
- Auckland Regional Park
- Department of Conservation Club
- Freedom Camping
- Public Dump Station
- LPG
- Rubbish/Recycling
- Laundromat
- EV Charging Station
- Day Parking
- Road Information
- Playground
- MHF Towns
- MHF Events
- Walking & Cycling Trails
- NZMCA Rallies
- Local Deals

Main Filters

You'll find the results for all of these on this panel; simply scroll down to view them.

Do you feel that this is too much scrolling? **See the next page to filter what you see.**



Toggle between Map or Satellite views



FILTER RESULTS FURTHER
Click on the Filter results button to open the Refine Results panel. What this does is show you the listings you want to see on the map

Navigating the Online TD

One thing: It's all about **FILTERS**

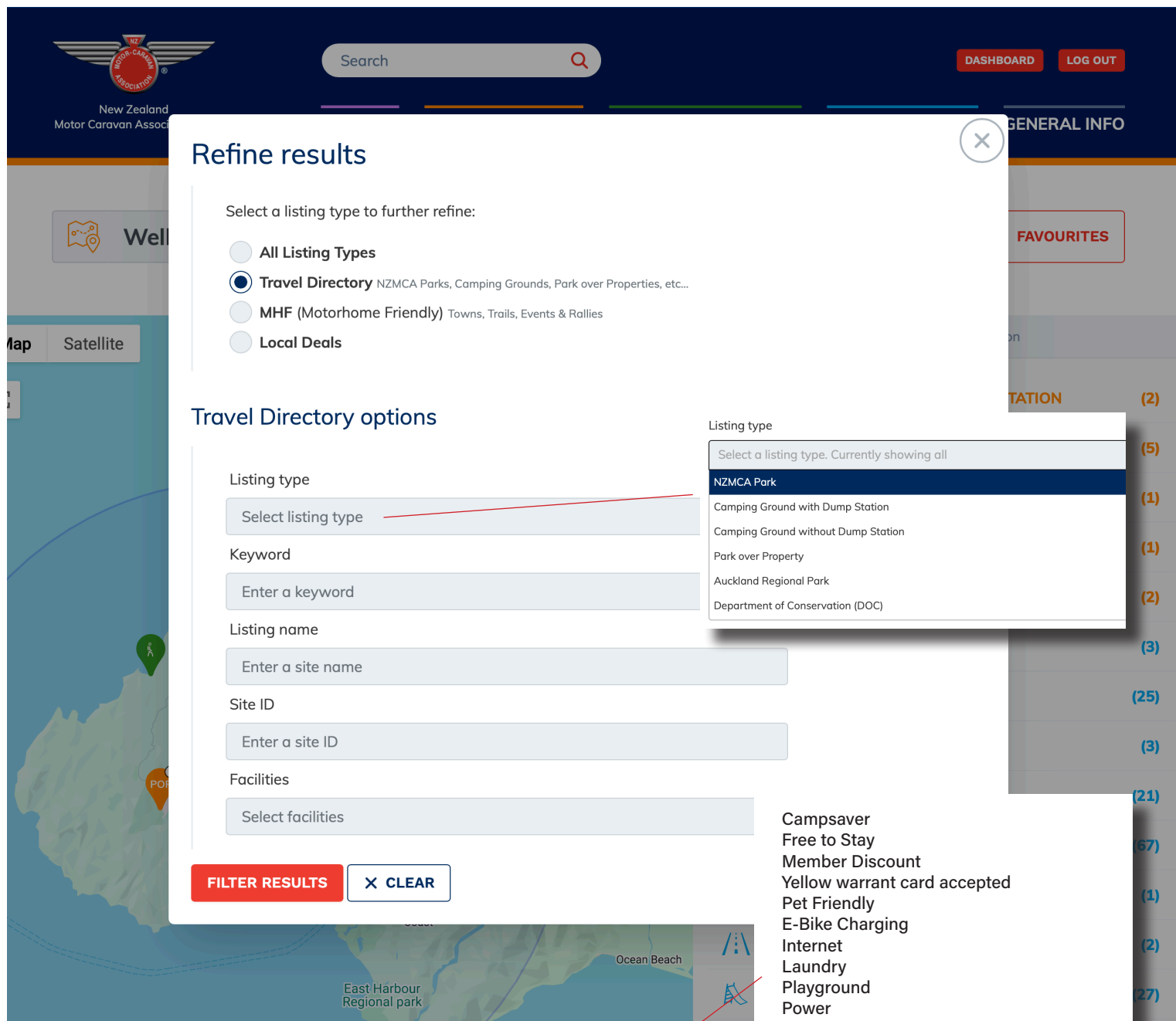
The screenshot shows the NZMCA website interface. At the top left is the NZMCA logo and the text "New Zealand Motor Caravan Association Inc". A search bar contains the text "Wellington" and "within 20km". To the right of the search bar are buttons for "LOG IN" and "Not a member yet? Join us". Below the search bar is a navigation menu with categories: "BENEFITS", "TRAVEL & EXPLORE", "MOTORHOME FRIENDLY", "MEMBERS PORTAL", and "GENERAL INFO".

The main content area shows a map of Wellington with several listing markers. A red circle highlights the "FILTER" button. A "Refine results" modal is open, displaying the following options:

- All Listing Types
- Travel Directory [Log in](#) to view NZMCA Parks, Camping Grounds, Park over Properties, etc...
- MHF (Motorhome Friendly) Towns, Trails, Events & Rallies
- Local Deals

On the right side of the map, there is a list of filters with their respective counts:

- STATIONS, MHF TOWNS, EVENTS & TRAILS** (view all other listing types)
- WITH DUMP** Log in to view (2)
- ITY** Log in to view (5)
- NSERVATION (DOC)** Log in to view (1)
- Log in to view (1)
- FREEDOM CAMPING** Log in to view (2)
- PUBLIC DUMP STATION** (3)
- LPG** Log in to view (25)
- RUBBISH/RECYCLING** Log in to view (3)
- LAUNDROMAT** Log in to view (21)
- EV CHARGING STATION** Log in to view (67)
- DAY PARKING** Log in to view (1)



FILTERING FOR TD OPTIONS

If you only want to view specific listings, click on the **Listing type** drop down menu and pick the listings you want to see; you can choose more than two.

Also filter by **Keyword, Listing name** if you know it, or by **Site ID**.

FILTERING BY FACILITIES

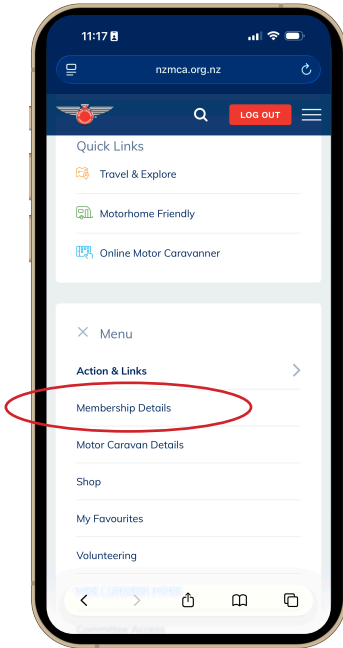
These are the same (secondary) filters on the app. You can choose multiple filters; make sure they don't contradict each other.

- Campsaver
- Free to Stay
- Member Discount
- Yellow warrant card accepted
- Pet Friendly
- E-Bike Charging
- Internet
- Laundry
- Playground
- Power
- Recycling
- Rubbish
- Showers
- Toilets
- Water
- Meals
- Bar
- Dump Station
- LPG fill
- LPG Swap
- Large Vehicle Access
- Wheel Chair Access
- Site Owned/Operated by NZMCA members

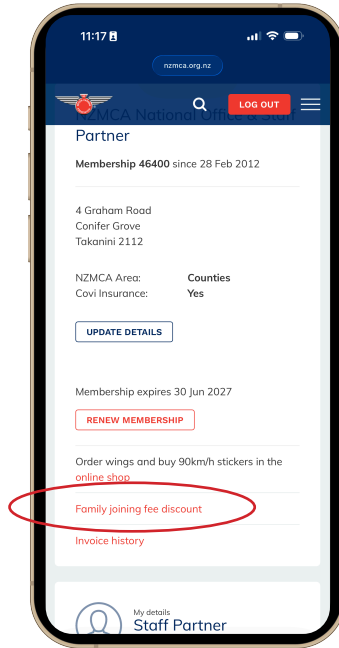
Facilities/ Secondary Filters



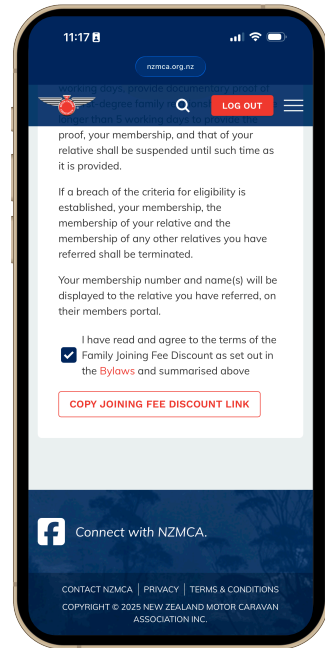
How to use the Family Fee Discount



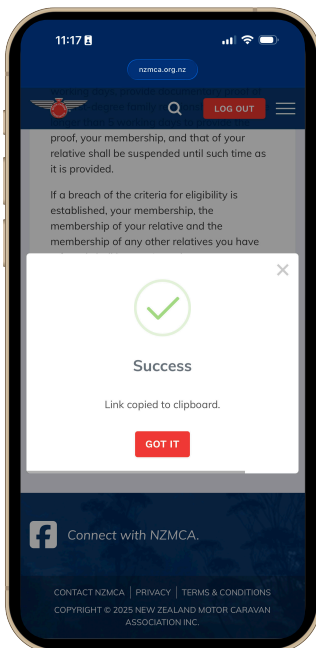
Go to your Members Portal & tap on Membership Details



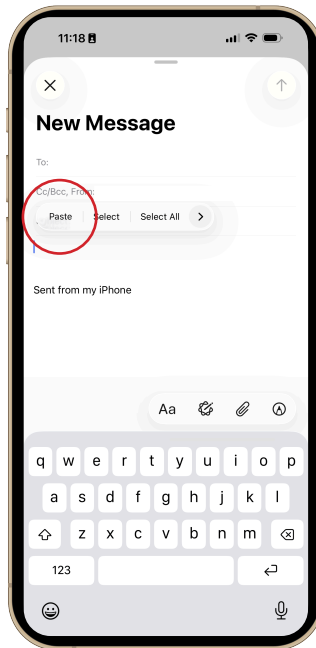
Find and tap Family joining fee discount



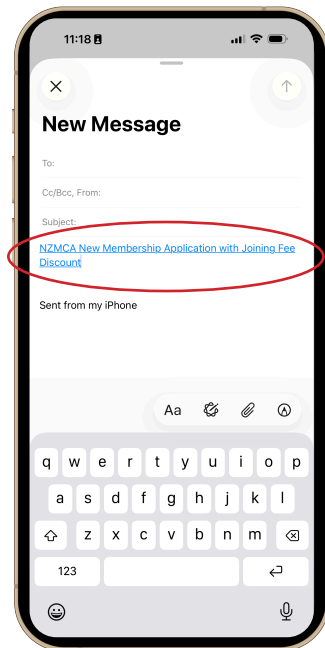
Tap the T&Cs tick box before tapping on the Copy Joining fee link



This message shows that you've successfully copied the link on your 'clipboard'



Open your email and compose a new one; tap on the space for text & tap Paste



Your referral link gets copied onto the body of your email; now send it to your intended recipient



VOLUNTEER

for the club, or for the causes important to us

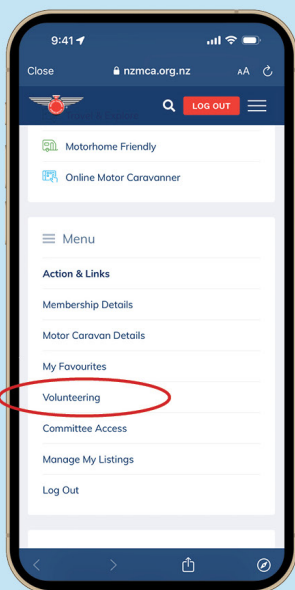


We've made Volunteering easy as 1,2,3...

1

Log into the Members Portal & tap or click on Volunteering under Menu


Via the website direct (nzmca.org.nz) or via the app, tap on More, then tap Members Portal



2

Find a volunteer event that you'd like to register for

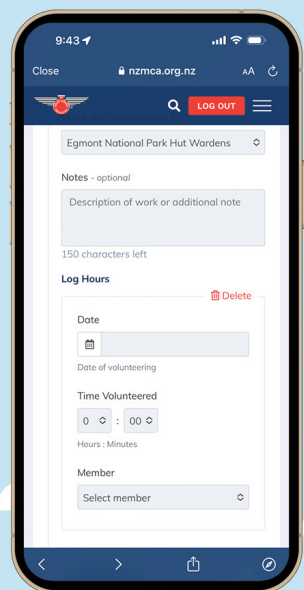
You can find volunteer events directly on the Events Page as well; simply tap/select the Volunteer tag to see all listed volunteer events



3

Log the volunteer hours you've spent at the event

This data is important because it allows us to quantify the collective effort of NZMCA members; effort that can maintain benefits (eg. DOC discounts)



(find this under the same Volunteering section)



FIND MORE INFO HERE

